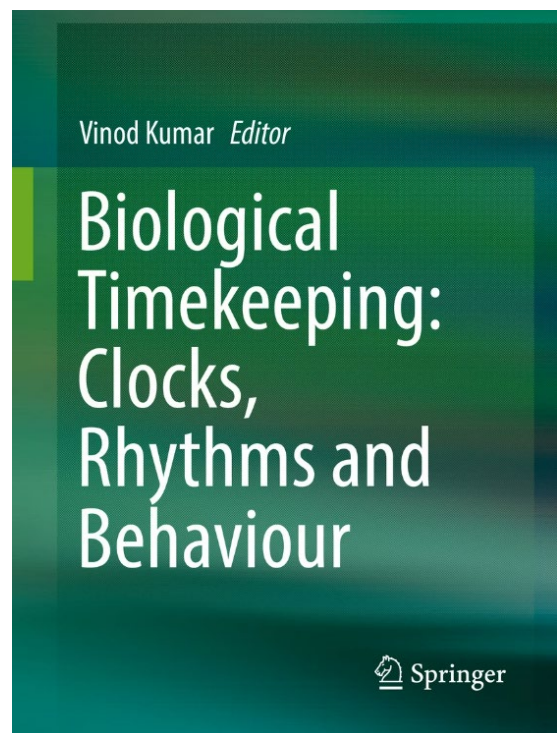


How to refer to books with editor(s)



Innholdsfortegnelse (Table of contents):

Tittel på Boka: Biological timekeeping clocks rhythms and behaviour

On the Origin and Implications of Circadian Timekeeping: An Evolutionary Perspective	PDF ↓
K. L. Nikhil, Vijay Kumar Sharma Pages 81-129	
Animal Clocks: Complexity and Diversity	
Front Matter	PDF ↓
Pages 131-131	
The Drosophila Clock System	PDF ↓
Charlotte Helfrich-Förster Pages 133-176	
The Fish Circadian Timing System: The Illuminating Case of Light-Responsive Peripheral Clocks	PDF ↓
Cristina Pagano, Rosa Maria Ceinos, Daniela Vallone, Nicholas S. Foulkes Pages 177-192	
Molecular Genetic and Genomic Analyses of Zebrafish Circadian Rhythmicity	PDF ↓
Zhaomin Zhong, Mingyong Wang, Guodong Huang, Shuying Zhang, Han Wang	

How to refer to this chapter in a book with an editor

- Books with editor(s) vs ordinary books


- Ordinary book = a book where the author(s) have written all chapters (the whole book)
- Edited book = books with editor(s) will have authors for each chapter

Books with editor have different authors for each chapter of the book. When citing something in the book, cite the chapter where you found the information.

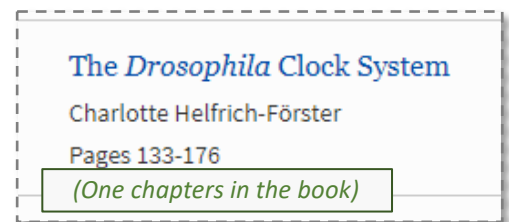
References for books found in Oria will (usually) be imported as “Books” or “Electronic Books” (not Book section).

How to do it?

1. After import, change reference type from **Book** to “**Book Section**”
2. Copy/paste editor name from “**Author field**” to “**Editor field**”
3. Copy/paste book title from “**Title field**” to “**Book title field**”
4. Enter the chapter author name manually in “**Author field**”
5. Enter the chapter title manually in “**Title field**”
6. Enter the chapters **page numbers**



Editor: Vinod Kumar



The image shows two screenshots of a reference management software interface. The left screenshot shows a reference entry for 'Kumar, 2017 #6' with the following fields: Reference Type: Book, Author: Kumar, Vinod, Year: 2017, Title: Biological Timekeeping: Clocks, Rhythms and Behaviour, Editor: Kumar, Vinod, Book Title: Biological Timekeeping: Clocks, Rhythms and Behaviour, Place Published: New Delhi, Publisher: New Delhi: Springer India. The right screenshot shows the same reference entry after modification: Reference Type: Book Section, Author: Helfrich-Förster, Charlotte, Year: 2017, Title: The Drosophila clock system, Editor: Kumar, Vinod, Book Title: Biological Timekeeping: Clocks, Rhythms and Behaviour, Place Published: New Delhi, Publisher: New Delhi: Springer India, Pages: 133-176. A red box highlights the 'Pages' field in the right screenshot. A red callout box on the right side of the right screenshot contains the text: 'Manually enter the: 4: chapter author name in "Author field" 5. the chapter title in the "Title field" 6. pages'. Arrows point from the callout box to the corresponding fields in the right screenshot.

1. Change **Reference Type** to **Book Section**
2. Move **Author**-name to **Editor**-name
3. Move **Title** to **Book Title**

If you want to cite the book as “one whole book”, change **Reference Type** from **Book** to **Edited Book**. The reference will then show **Ed.** in parentheses behind the name.